

Intake Form: Neuropathy, Spinal Stenosis, PseudoStenosis, other Neuro Condition, ASO, or Arthritis

Patient _____ Date _____ Initial eval. _____ Follow up eval. _____

If diabetic, **duration of diabetes** _____ Yrs Type 1 Type 2 **Other suspected cause** Chemo ETOH Spine _____

ONSET: Sudden Gradual Preceded by _____ **Symptoms are** Improving Getting Worse Stable _____
 _____ Yrs _____ Yrs

Meds prev. used for neuro: _____ Now used: _____ Helpful? Very Mod. Mild No

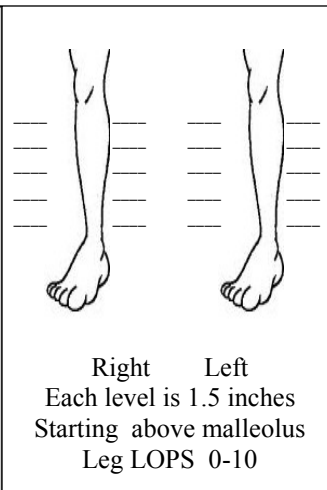
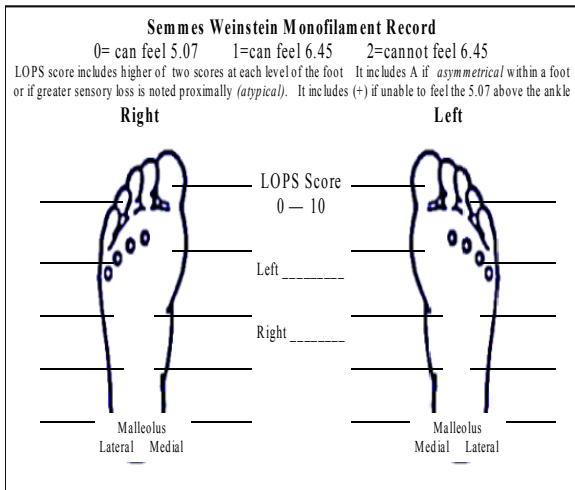
1. **OVERALL estimation of symptoms in feet & legs** Severe Moderate Mild None Which involved?
 Numbness O Paresthasias 10 9 8 7 6 5 4 3 2 1 0 Feet
 Discomfort: Burning O Pain Aching 10 9 8 7 6 5 4 3 2 1 0 Legs
 Cold feeling O Leather / cardboard / stiff 10 9 8 7 6 5 4 3 2 1 0 Thighs
2. **Walking Distance?** Cons Incons _____ Ft < 1/2 blk < 1 blk 1-2 blks 3-5 blks 1/2 -1 mile Over 1 mile No Limit
 Stopped by symptoms in FEET LEGS THIGHS HIPS BACK Generalized SOB Other _____
3. **Relief of extremity symptoms by** N/A Stand and rest Lean against something Sit Lie Down None
4. **Grocery Cart** (walker treadmill) status: N/A No better a little better much better unknown **Height** Reported _____ Real _____
5. **Are feet or legs uncomfortable with Standing?** Y N After how long _____ Relieved by LEANING Y N
6. Are foot symptoms **CONSTANTLY** present Y N **CONSISTENT** or **VARIABLE** in severity
7. **Are symptoms worse lying in bed?** Y N Nightly _____/wk After how long _____ Feet Legs Thighs Back
Position: Back side stomach restless **Relieved** in recliner Y N ? Pillow under knees Y N ? Between Thighs Y N ? Other _____
8. **Symmetry** SAME in each foot /leg RIGHT worse LEFT worse INCONSISTANT
 Toes L R TOP of foot L R Bottom of foot L R Front of leg L R Back of leg _____
9. **Most comfortable standing** Barefoot flat shoes standard shoes high heel shoes No difference Unknown
10. Frequently shift from side to side standing? Yes No Balance problems or difficult walking straight? Yes No
11. Neuropathy in hands? Yes No Difficulty buttoning, or drop frequently? Yes No Lehrmitte's? Yes No
12. **Difficult getting up from Chair?** Y N **Muscle weakness:** N Y _____ **Incontinence** N Y
13. **Back pain** Y N Occ **MRI or CT?** N Y + - **Epi** N Y FLURO Y N **Helpful** Y N **Back Surg** _____ Decomp fusion Help Y N
14. **NCS** Y N When _____ Who? _____ Results _____ Status changed since then? Y N
15. **Vasc Studies** Y N When _____ Who? _____ Results _____ Status changed since then? Y N

Focused EXAM

- | | | | | | |
|--|----------------------------------|--------------------------------|--|----------|----------|
| | Left | Right | | Left | Right |
| 1. Pulses | DP ___ PT ___ | DP ___ PT ___ | 2. CFT | WNL Slow | WNL Slow |
| 3. Skin | WNL Shiny | Atrophic | Hairless | Rubor | Pallor |
| 4. Equinus (Leg cramps Y N OCC) | Y N | Y N | 5. Significant Biomechanical Problems Y N | | |
| 6. Pain in Interspace | 1 2 3 4 | 1 2 3 4 | 7. VPT 1st MPJ _____ | | |
| 8. Pain/paresthasias | PT nerve y L n y R n | Tib. nerve y L n y R n | Fem Nerve y L n y R n | | |
| 9. Sensitive | Pes Anserinus y L n y R n | Sinus Tarsi y L n y R n | 1st MC joint y L n y R n | | |
| 10. Muscle wasting | None Feet Legs | Thigh Hands | 11. Asymmetry of feet Y N | | |
| 12. Rotation abnormal | Y N _____ | FHL L R | Significant Pronation L R Cavus L R | | |
| 13. ASIS Even Higher L R | PSIS Even Higher L R | Iliac Pain Y N | Relief lift _____ LLDx Shorter L _____ R | | |
| 14. MPJ Callus | Left 1 2 3 4 5 | Right 1 2 3 4 5 | Other _____ | | |

Differential

- | | | | | |
|-------------------------------------|-----------|------|----------|----|
| DPN | Prob | Poss | Unlikely | No |
| SS - | Prob | Poss | Unlikely | No |
| PseudoSten | Prob | Poss | Unlikely | No |
| Biomechanical | _____ | | | |
| Vascular | Prob | Poss | Unlikely | No |
| Non Diab PN (CIDP?) | Prob | Poss | Unlikely | No |
| Cervical Sten | Mortons N | TTS | Peroneal | |
| Other P N or Systemic Dis. | _____ | | | |
| Other | _____ | | | |
| _____ No significant neuropathology | | | | |
| Plan | _____ | | | |



Intake Form: Neuropathy, Spinal Stenosis, PseudoStenosis, other Neuro Condition, ASO, or Arthritis

Patient _____ Date _____ Initial eval. Follow up eval.

If diabetic, duration of diabetes _____ Yrs Type 1 Type 2 Other suspected cause Chemo ETOH Spine _____

ONSET: Sudden Gradual Preceded by _____ Symptoms are Improving Getting Worse Stable _____

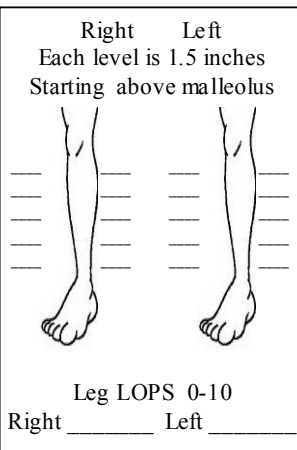
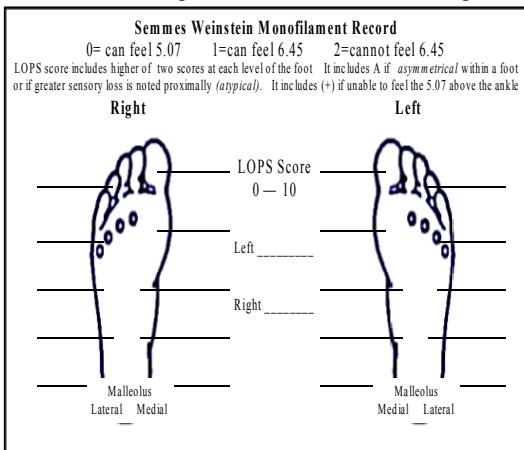
_____ Yrs _____ Yrs

Meds prev. used for neuro: _____ Now used: _____ Helpful? Very Mod. Mild No

- OVERALL estimation of symptoms in feet & legs** Severe Moderate Mild None Which involved?
 Numbness O Paresthesias 10 9 8 7 6 5 4 3 2 1 0 Feet
 Discomfort: Burning O Pain Aching 10 9 8 7 6 5 4 3 2 1 0 Legs
 Cold feeling O Leather / cardboard / stiff 10 9 8 7 6 5 4 3 2 1 0 Thighs
- Walking Distance?** Cons Incons _____ Ft < 1/2 blk < 1 blk 1-2 blks 3-5 blks 1/2 -1 mile Over 1 mile No Limit
 Stopped by symptoms in FEET LEGS THIGHS HIPS BACK Generalized SOB Other _____
- Relief of extremity symptoms by** N/A Stand and rest Lean against something Sit Lie Down None
- Grocery Cart** (walker treadmill) status: N/A No better a little better much better unknown **Height** Reported _____ Real _____
- Are feet or legs uncomfortable with Standing?** Y N After how long _____ Relieved by LEANING Y N
- Are foot symptoms **CONSTANTLY** present Y N **CONSISTENT** or **VARIABLE** in severity
- Are symptoms worse lying in bed?** Y N Nightly _____/wk After how long _____ Feet Legs Thighs Back
Position: Back side stomach restless **Relieved** in recliner Y N ? Pillow under knees Y N ? Between Thighs Y N ? Other _____
- Symmetry** SAME in each foot /leg RIGHT worse LEFT worse INCONSISTANT
 Toes L R TOP of foot L R Bottom of foot L R Front of leg L R Back of leg _____
- Most comfortable standing** Barefoot flat shoes standard shoes high heel shoes No difference Unknown
- Frequently shift from side to side standing? Yes No Balance problems or difficult walking straight? Yes No
- Neuropathy in hands? Yes No Difficulty buttoning, or drop frequently? Yes No Lehmittle's? Yes No
- Difficult getting up from Chair?** Y N **Muscle weakness:** N Y _____ **Incontinence** N Y
- Back pain** Y N Occ **MRI or CT?** N Y + - **Epi** N Y **FLURO** Y N **Helpful** Y N **Back Surg** _____ Decomp fusion Help Y N
- NCS** Y N When _____ Who? _____ Results _____ Status changed since then? Y N
- Vasc Studies** Y N When _____ Who? _____ Results _____ Status changed since then? Y N

Focused EXAM

- | | | | | | |
|---------------------------------|---------------------------|-------------------------|---------------------------------------|-------------------|------------------------|
| | Left | Right | | Left | Right |
| 1. Pulses | DP _____ PT _____ | DP _____ PT _____ | 2. CFT | WNL Slow | WNL Slow |
| 3. Skin | WNL Shiny | Atrophic | Hairless | Rubor | Pallor _____ |
| 4. Equinus (Leg cramps Y N OCC) | Y N | Y N | 5. Significant Biomechanical Problems | Y N | |
| 6. Pain in Interspace | 1 2 3 4 | 1 2 3 4 | 7. VPT 1st MPJ | _____ | _____ |
| 8. Pain/ paresthesias | PT nerve y L n y R n | Tib. nerve y L n y R n | Fem Nerve | y L n y R n | |
| 9. Sensitive | Pes Anserinus y L n y R n | Sinus Tarsi y L n y R n | 1st MC joint | y L n y R n | |
| 10. Muscle wasting | None Feet Legs | Thigh Hands | 11. Asymmetry of feet | Y N | |
| 12. Rotation abnormal | Y N _____ | FHL L R | Significant Pronation | L R | Cavus L R |
| 13. ASIS | Even Higher L R | PSIS Even Higher L R | Iliac Pain Y N | Relief lift _____ | LLDx Shorter L _____ R |



Differential

DPN	Prob	Poss	Unlikely	No
SS -	Prob	Poss	Unlikely	No
PseudoSten	Prob	Poss	Unlikely	No
Biomechanical	_____	_____	_____	_____
Vascular	Prob	Poss	Unlikely	No
Non Diab PN (CIDP?)	Prob	Poss	Unlikely	No
Cervical Sten	Mortons N	TTS	Peroneal	
Other P N or Systemic Dis.	_____	_____	_____	_____
Other	_____	_____	_____	_____
_____ No significant neuropathology				

Plan _____